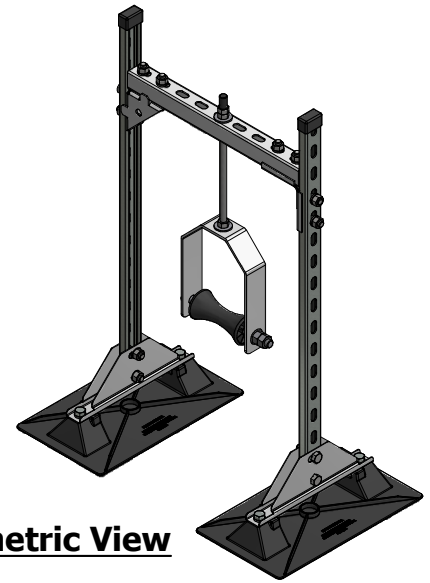
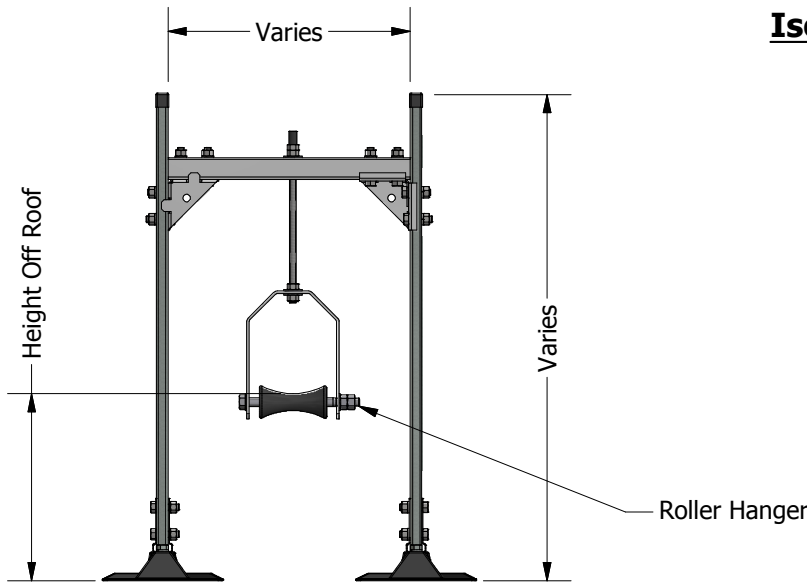



Top View



Isometric View



Front View



Side View

ACCESSORIES

- 9 x 15-1/4 Support pad
- Cross bracing

PRODUCT DESCRIPTION

Water and Steam supports are designed for single or multiple pipes, single tier or multiple tier and for various heights.

To obtain pricing for the 6-H model, call your local representative and have the following information available:

1. Specify quantity of supports needed or provide a rooftop pipe layout drawing and MIRO Ind. will provide a support layout drawing and take off.
2. Type of pipe
3. Size of pipe
4. Pipe contents
5. Center line distance between adjacent pipes for multiple pipe supports
6. Clearance height above roof
7. Thickness of any insulation around pipe

KEY INFORMATION

- The 6-H series support is engineered to ensure member/component capacities and deflection criteria are not exceeded. Maximum loading from any MIRO base to the finished roof surface is not to exceed 2.0 psi unless specifically allowed otherwise in the project specification. Deflection in the horizontal header bar is not to exceed the span length by 360 or 1/8.
- Recommended spacing is not to exceed 10 feet centers depending upon the load. Make certain each pipestand is properly elevated to even loadweight at all pipestands.
- Width and height are built job specific based on information provided to MIRO Ind.
- Frame is made with 12 Gauge Channel; size is determined during design
- Base Material: Polycarbonate
- All metal parts are hot dip galvanized

This document, attachments, and all of the information therein are the property of MIRO Industries, Inc. The information contained is loaned, subject to return upon demand, and is not to be used directly or indirectly in any way detrimental to our interest. Further, the information contained therein shall not be used, in whole or in part, except when allowed by written authorization from MIRO Industries, Inc.